




DUNNAGE SHELVES



- **Superior Strength:** Dunnage shelves offer considerably more weight-bearing capacity than other Focus shelves. They can be combined with other Focus shelves to provide extra strength at the lower levels of a shelving unit where the heaviest loads will be placed. The 36" (91.4 cm) length shelf has a 1,600-pound (727 kg) uniformly distributed static load capacity, the 48" (121.9 cm) shelf holds up to 1,300-pounds (591 kg), and the 60" (152.5 cm) shelf holds up to 1,000 pounds (455 kg).
- **Stress Resistance:** The high static-load capacity of these dunnage shelves translate into an increased ability to stand up under the strain of unbalanced loads and the stress of materials repeatedly being placed on the shelf typical of a commercial food service operation.
- **Shelf Construction:** These dunnage shelves have the same tapered corners and split sleeves that accommodate the 1" (25 mm) posts used for other Focus shelving. They assemble easily, fit securely, and are compatible with same sized Focus wire shelving.
- **Two-Piece Design:** Removable wire deck fits over reinforced 1" (25 mm) square, tubular frame. It lifts off for easy, thorough cleaning.
- **Smooth Loading & Unloading:** The front-to-back upper ribs of the deck allow you to slide items on and off the shelves smoothly.
- **Adjustable:** Rolled grooves on the posts enable dunnage shelves to be positioned at desired levels in 1" (25 mm) increments.
- **Finishes:** Available in chrome-plated and green epoxy coated.

DUNNAGE SHELVES

Shelves



Item No. Chrome	Item No. Green Epoxy Coated	Width		Length		Approx Pkg Wt.	
		(in.)	(cm)	(in.)	(cm)	(lbs.)	(kg)
FFSM1836CH	FFSM1836GN	18	45.7	36	91.4	20.8	9.5
FFSM1848CH	FFSM1848GN	18	45.7	48	121.9	27.4	12.5
FFSM1860CH	FFSM1860GN	18	45.7	60	152.4	33.9	15.4
-	FFSM2430GN	24	61	30	76	17.3	7.9
FFSM2436CH	FFSM2436GN	24	61	36	91.4	25.3	11.5
FFSM2448CH	FFSM2448GN	24	61	48	121.9	33.2	15.1
FFSM2460CH	FFSM2460GN	24	61	60	152.4	41.2	18.7

Posts



Item No. Chrome	Item No. Green Epoxy Coated	Height		Approx Pkg Wt.	
		(in.)	(cm)	(lbs.)	(kg)
FG007C	FG007G	7	17.8	0.5	0.2
FG013C	FG013G	13	33	0.9	0.4
FG033C	FG033G	33	83.8	2.0	0.9
FG054C	FG054G	54	137.2	3.1	1.4
FG063C	FG063G	63	160.0	3.6	1.6
FG074C	FG074G	74	188.0	4.2	1.9
FG086C	FG086G	86	218.4	4.9	2.2

Specifications

- **Shelves:** The shelf support frame is made of 1" (25 mm) square tubing. The removable wire deck is made from 5/16" (8.0 mm) diameter wire. Available in chrome-plated and green epoxy coated finishes.
- **Posts:** Posts have an outside diameter of 1" (25 mm) with rolled grooves in 1" (25 mm) increments along the entire length. Available in chrome-plated and green epoxy coated finishes.

Important: Stability decreases as the ratio of height to width increases when heavier loads are placed on the upper shelves. Keep units as wide and low as possible, using the dunnage shelf as the bottom shelf. If two dunnage shelves are being used, both should be placed within the lower half of the unit. Dunnage shelves are not recommended for use in shelf carts or trucks.